

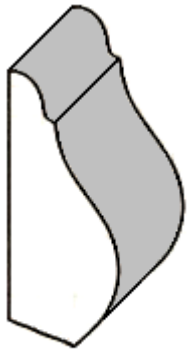


# HIGH DESERT HARDWOOD

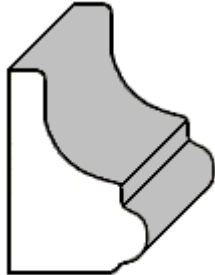
## Moulding Profiles

Warehouse: 1758 East State Street, Eagle, Idaho 83616 Phone: (208) 939-9366 FAX: (208) 939-9361

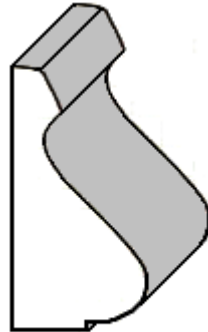
### BASE CAP MOULDING



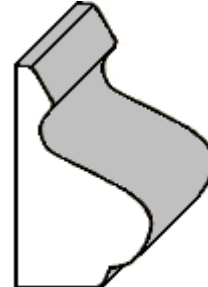
HDM 127  
9/16" x 1-7/16"



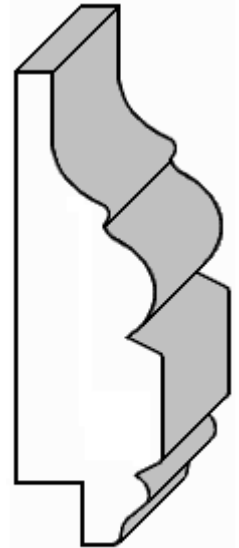
HDM 160  
1 1/16" x 1"



HDM 163  
1 1/16" x 1-3/8"

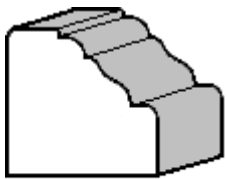


HDM 164  
1 1/16" x 1-1/8"



HDM 166  
3/4" x 2-1/2"

### BASE SHOE



HDM 125  
1 1/16" x 13/16"



HDM 126  
1/2" x 3/4"



HDM 165  
3/4" x 1"